

MAGS SOFT LOW

PRODUCT FACT SHEET



MAGS SOFT LOW

DESIGN BY HAY, 2018

Rounded edges and soft cushions create a milder, relaxed tone with the Mags Soft Sofa with low armrest.

Retaining the same strong aesthetic presence as its firmer, more pared back sibling, this version takes on a more fluid silhouette. Optimal comfort and durability are ensured by the sofa's solid construction, which has been built using durable, high-density foam and covered with a duvet for extra softness. The low frame has a distinctly lounge feel, reinforced by the deep seats and low armrests, which are lower than the back, resulting in a more open, welcoming space. The wide range of functional modular units mean the sofa can be fully customised with chaise longue, corner modules or additional seats to suit any room or purpose, while the numerous high quality upholstery options allow the sofa to find its own personality.

HIGHLIGHTS

- Part of a modular sofa family.
- It combines maximum comfort, minimum details and optimal flexibility in a timeless design.
- The modules can be customized into individual sofa combinations.
- Available in suggested combinations.
- Duvet padding for extra softness.
- The Mags series also include the regular Mags and the more relaxed Mags Soft with high armrests armrest.
- Low frame for lounge feel with deep seats and low armrests.
- Available in a wide variety of fabric options.
- Suitable for a wide variety of private and public environments.
- Qualified for contract use.

MATERIALS

FRAME

Hardwood plywood frame.

SEAT, BACK & ARMREST

Polyurethane foam and duvet with 30% recycled fibre filling and 70% granulated foam filling.

LEGS

Black stained beech legs with felt pads.

STITCHING

Stitching in black, white, light grey, dark grey or beige.

OPTIONS

Extra foam.
Foam removal.
CMHR foam (fire retardant).

CONSTRUCTION

Frame constructed in hardwood plywood with Nozag spring system and arm- and backrest of chipboard. Seat constructed with 110 mm foam, arm- and backrest with 90 mm foam and 30 mm foam on top. Each module is covered with a 60 mm duvet consisting of 30% recycled fibre filling, 70% granulated foam and a Wigofil duvet cover for extra softness. The bottom of each module is covered with Fibertex (non-woven polypropylene/polyester). Beech legs with felt pads. Requires assembly.

COUNTRY OF ORIGIN

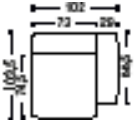
Poland

FABRIC & LEATHER UPHOLSTERY

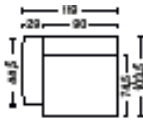
Please see our Fabric Overview for approved standard fabrics.

[LINK TO OVERVIEW](#)

DIMENSIONS



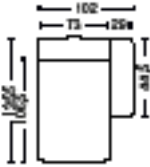
NARROW MODULE
ART. S1065 RIGHT ARMREST
WIDTH 102 CM
DEPTH 103,5 CM
HEIGHT 67 CM
SEAT HEIGHT 37 CM
SEAT DEPTH 74,5 CM
ARMREST WIDTH 29 CM



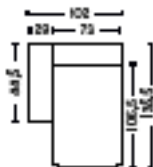
NARROW MODULE
ART. S1064 LEFT ARMREST
WIDTH 102 CM
DEPTH 103,5 CM
HEIGHT 67 CM
SEAT HEIGHT 37 CM
SEAT DEPTH 74,5 CM
ARMREST WIDTH 29 CM



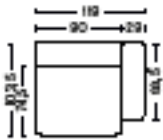
NARROW MODULE
ART. S1063 MIDDLE
WIDTH 74,5 CM
DEPTH 103,5 CM
HEIGHT 67 CM
SEAT HEIGHT 37 CM
SEAT DEPTH 74,5 CM



NARROW CHAISE LONGUE MODULE
ART. S8165 RIGHT ARMREST
WIDTH 102 CM
DEPTH 135,5 CM
HEIGHT 67 CM
SEAT HEIGHT 37 CM
SEAT DEPTH 106,5 CM
ARMREST WIDTH 29 CM



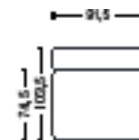
NARROW CHAISE LONGUE MODULE
ART. S8164 LEFT ARMREST
WIDTH 102 CM
DEPTH 135,5 CM
HEIGHT 67 CM
SEAT HEIGHT 37 CM
SEAT DEPTH 106,5 CM
ARMREST WIDTH 29 CM



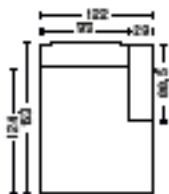
WIDE MODULE
ART. S1965 RIGHT ARMREST
WIDTH 119 CM
DEPTH 103,5 CM
HEIGHT 67 CM
SEAT HEIGHT 37 CM
SEAT DEPTH 74,5 CM
ARMREST WIDTH 29 CM



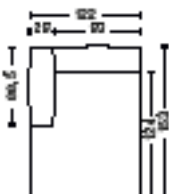
WIDE MODULE
ART. S1964 LEFT ARMREST
WIDTH 119 CM
DEPTH 103,5 CM
HEIGHT 67 CM
SEAT HEIGHT 37 CM
SEAT DEPTH 74,5 CM
ARMREST WIDTH 29 CM



WIDE MODULE
ART. S1963 MIDDLE
WIDTH 91,5 CM
DEPTH 103,5 CM
HEIGHT 67 CM
SEAT HEIGHT 37 CM
SEAT DEPTH 74,5 CM

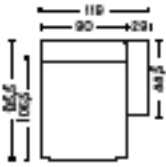


WIDE LONG CHAISE LONGUE MODULE
ART. S7265 RIGHT ARMREST
WIDTH 122 CM
DEPTH 153 CM
HEIGHT 67 CM
SEAT HEIGHT 37 CM
SEAT DEPTH 124 CM
ARMREST WIDTH 29 CM



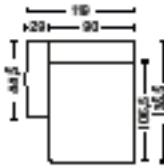
WIDE LONG CHAISE LONGUE MODULE
ART. S7264 LEFT ARMREST
WIDTH 122 CM
DEPTH 153 CM
HEIGHT 67 CM
SEAT HEIGHT 37 CM
SEAT DEPTH 124 CM
ARMREST WIDTH 29 CM

DIMENSIONS



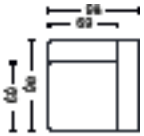
WIDE CHAISE LONGUE MODULE
ART. S8265 RIGHT ARMREST

WIDTH 119 CM
DEPTH 135,5 CM
HEIGHT 67 CM
SEAT HEIGHT 37 CM
SEAT DEPTH 106,5 CM
ARMREST WIDTH 29 CM



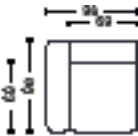
WIDE CHAISE LONGUE MODULE
ART. S8264 LEFT ARMREST

WIDTH 119 CM
DEPTH 135,5 CM
HEIGHT 67 CM
SEAT HEIGHT 37 CM
SEAT DEPTH 106,5 CM
ARMREST WIDTH 29 CM



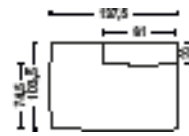
CORNER MODULE
ART. S1861 RIGHT CORNER

WIDTH 98 CM
DEPTH 98 CM
HEIGHT 67 CM
SEAT HEIGHT 37 CM
SEAT DEPTH 69 CM
ARMREST WIDTH 29 CM



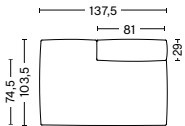
CORNER MODULE
ART. S1862 LEFT CORNER

WIDTH 98 CM
DEPTH 98 CM
HEIGHT 67 CM
SEAT HEIGHT 37 CM
SEAT DEPTH 69 CM
ARMREST WIDTH 29 CM



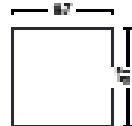
LOUNGE MODULE
ART. S9301 RIGHT BACKREST

WIDTH 137,5 CM
DEPTH 103,5 CM
HEIGHT 67 CM
SEAT HEIGHT 37 CM
SEAT DEPTH 74,5 CM
BACKREST WIDTH 29 CM



LOUNGE MODULE
ART. S9302 LEFT BACKREST

WIDTH 137,5 CM
DEPTH 103,5 CM
HEIGHT 67 CM
SEAT HEIGHT 37 CM
SEAT DEPTH 74,5 CM
BACKREST WIDTH 29 CM



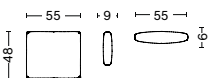
OTTOMAN XS
ART. S01

WIDTH 87 CM
DEPTH 87 CM
HEIGHT 37 CM



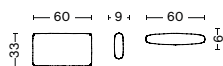
OTTOMAN S
ART. S02

WIDTH 87 CM
DEPTH 104 CM
HEIGHT 37 CM



CUSHION
ART. 09

WIDTH 55 CM
DEPTH 9 CM
HEIGHT 48 CM



CUSHION
ART. 10

WIDTH 60 CM
DEPTH 9 CM
HEIGHT 33 CM

MAGS SOFT LOW OVERVIEW

Please see our Mags Soft Low overview including suggested combinations.

[LINK TO OVERVIEW](#)

SUSTAINABILITY

HAY focuses on developing long-lasting products that minimise our environmental impact. We optimise the use of sustainable materials such as recycled materials, FSC-certified wood and water-based lacquer, with a growing number of eco-certified products. We have strict regulatory requirements, and the majority of our products are tested to comply with international standards for strength, durability and safety.

[LINK TO ENVIROMENTAL PROFILE](#)

CERTIFICATES



FSC™ LABEL MIX 70%
Made from FSC™-certified wood
and other controlled materials.



INDOOR ADVANTAGE™ GOLD
Supports a healthy indoor environment.
Confirms to ANSI/BIFMA standards.

TESTS

EN 16139:2013

Furniture–Strength, durability and safety–Requirements
for non-domestic seating.

L2 Extreme use–Loading according to Test severity L2.

WARRANTY

HAY provides a 5-year product warranty.

Please contact the HAY sales team for further information about the warranty terms and conditions.

CARE & MAINTENANCE

Our Care & Maintenance offers guidance for optimal maintenance of your HAY product. It includes advice and instructions on cleaning and caring for specific materials to prolong the life of your furniture. Find the guide at hay.com.

[LINK TO CARE & MAINTENANCE](#)

[LINK TO MAINTENANCE VIDEO](#)

DOWNLOADS

Packshots and lifestyle photos, 2D / 3D files, care and maintenance, instructions, test certificates, product fact sheets, and product presentations are available in our Digital Library at hay.com.

[LINK TO DIGITAL LIBRARY](#)